



pushing



reading



running



run

season of spring



sling



smell(ing)




sniff / sniffing




sing



blowing



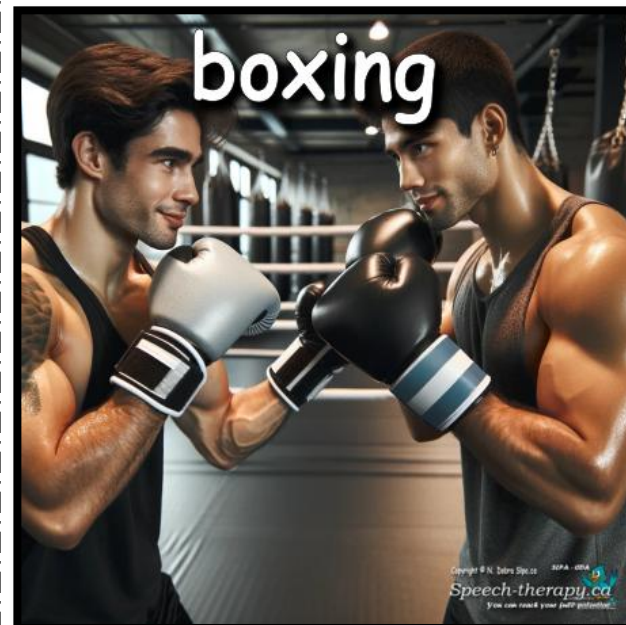
string




bowling



boxing




camping



bring(ing)



canoeing



ring




catching



cleaning




climbing



cling




coloring



cooking



covering




crawling



crying




curling




dancing



digging





ding-ding




sleeping






swimming



frowning



hide-hiding




king


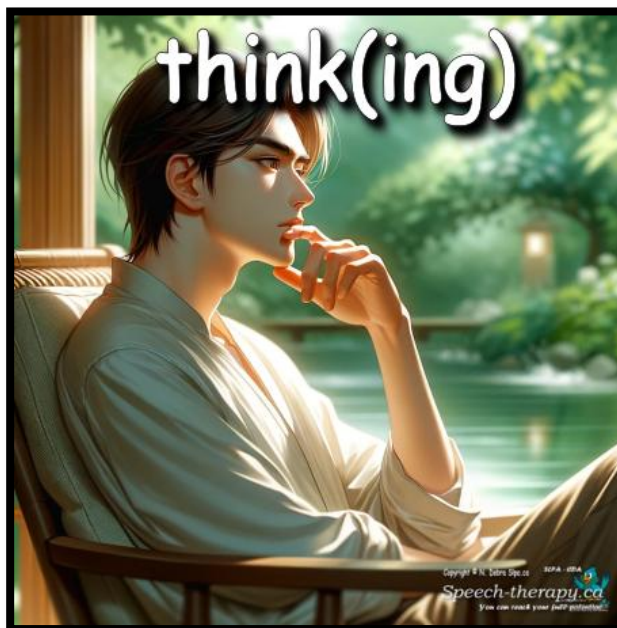


landing



swing





- Print the flashcards on sturdy paper or cardstock.
- Laminate the cards for durability.
- Cut along the provided lines to create individual flashcards.
- Start using them!

Whether you're a speech-language therapist, a parent, or simply seeking an effective learning activity, these rhyming flashcards are a powerful tool. They can enhance literacy skills, support stroke recovery in aphasia by promoting phonemic awareness and improving word retrieval, and be used in various ways to help both children and adults develop language and phonological awareness skills, including:

- **Phonological Awareness:** Rhyming games and songs help clients recognize sound patterns, essential for reading.
- **Articulation Therapy:** Repetitive rhyming words reinforce correct speech sounds.
- **Vocabulary Building:** Rhymes introduce new words in a fun way, expanding vocabulary and understanding word relationships.
- **Memory and Sequencing:** Similar sounds in rhymes aid memory and sequencing.
- **Fluency:** Rhyming practice smooths speech patterns and improves fluency.
- **Literacy Development:** Rhymes support early literacy by teaching word structure.
- **Fun and Engagement:** Rhymes make therapy enjoyable, increasing participation, especially in children.

Visit slpa.ca for instructions and share your experiences by tagging us on social media!